



NIAGARA WOODWORKING CLUB

Newsletter 2024-07
Covering Sept/Oct-2024

Newsletter

November 15, 2024

COMING EVENTS

November 28th Meeting:
Holiday Decor Maker's Challenge. Guidelines were distributed to members. Top 3 entries will win cash cards.

December - no meeting.

January 23rd Meeting:
Virtual workshop tours. Member submit photos or video of their shop.

February 27th Meeting:
Box Build Maker's Challenge. Guidelines soon. Top 3 entries will win cash cards.

March 27th Meeting:
Router-Fest: Getting the most out of your router and jigs. Demos and member presentations.

April 24th Meeting:
WOOD - From forest to your shop. Guest expert on wood. Tip and in-depth knowledge.

May 22nd Meeting:
Kitchen Maker's Challenge. Guidelines soon. Top 3 entries will win cash cards.

June 26th Meeting:
Membership Appreciation and Awards Dinner.
Annual Swap-Trade-&-Sell event.

----- **Every Meeting** -----
• **Members Show-and-Share their current projects.**
• **Twoonie-Draw for lucky member.**

Holiday Decor - Maker's Challenge -

Holidays are special times for families and friends, We take time to mark these occasions with special gatherings and frequently have unique decor to help us celebrate the occasions. Woodworkers excel at making creative items for these occasions.



This Maker's Challenge allows you to showcase one of your own creations for any holiday during the year. Each paid up member may enter up to two projects in this event. Every entry earns one ticket for our end-of-year cash card draw.

Our usual secret ballot process will determine the three top selections for the cash card and special certificate awards.

The guidelines for this challenge were emailed to all members and are also found on page 7 of this Newsletter.

Membership Information

- Current Active Membership: 38 members (as of Nov. 1, 2024).
- Membership fees are \$40 for a full year and cover the year from the date of your last fee payment going forward one year.
- Fees cover: Hall rental; meeting refreshments; Domain/website costs; Awards for our Makers' Challenge events; annual appreciation dinner; incidental expenses.



Our Club is a community of shared knowledge and skills. Let us know if you have an idea for a meeting or an event.

Niagara Woodworking Club

Meetings at 7 p.m. on the fourth Thursday of September, October, November, January, February, March, April, May, and June at the North Pelham Community Hall, 1710 Maple Ave., Fenwick, ON.
Club Website: www.niagarawoodworkingclub.com



facebook.com/niagarawoodworkingclub/



instagram.com/niagara_woodworking_club/




September
2024

Meeting Highlights



The September 2024 meeting featured renowned Canadian woodworker and a friend of our Club, Vic Tesolin. A large group of members were in attendance as Vic showed the advantages of a bench plane in squaring up a block of wood to get it ready for a project. Members followed on the video display screens and had an opportunity for dialogue with Vic.






Spoon Carving Workshop
Thursday, Oct. 24, 2024
-Rob Stevens-
Carving Blanks and Tools
Provided by the Club

The **October 2024 meeting** featured member Rob Stevens leading the Club members in a special hands-on workshop in spoon carving. Rob did a great deal of advance research and practice preparation for the workshop.

Members worked with sets of carving tools that were brought in for the event. Several Workmates and lots of extra clamps for tables provided secure grip for working on the spoon blanks. Wayne Smith made 20 Basswood blanks as the best starter wood for the first time working on shaping a spoon with carving tools. Rob Stevens provided a large number of hardwood blanks for people to work on once they got their first steps in with carving in Basswood.



Rob Stevens explains to Bogdan Topielski the choice of tools and starting position for spoon carving from a Basswood blank. At right, a blank is firmly held by a clamp as the bowl of the spoon is gradually gouged into shape.



Jim McGregor and Colin VanSoelen (far right) work diligently at their spoons. The blanks are Basswood and were supplied by Wayne Smith.



The Workmates and clamps were used to hold the carving blanks steady so that two hands could be used on the tools.



This is part of the array of carving tools and support tools that Rob Stevens used to demonstrate spoon carving to the members,

Several finished spoons carved by Rob were brought as examples to illustrate various stages of the process from blank to finished spoon.




Alan and Joanne Rundle work on their spoons. The Rundles, along with many other members, stated that the hands-on workshop was a great experience.

Bogdan Topielski (below) takes time to sharpen his carving tools. It is essential that carving tools be kept sharp to properly cut the wood both with and against the grain.



Joe Sebastianelli (left) made great progress on his spoon project.



We were there!

A team from the Niagara Woodworking Club was on site for each of the three days of the show. We spoke with visitors, displayed some projects, vintage tools, and a looping video of our events and meetings. We spoke with a interested woodworkers and hope to gain members.



A total team of 14 members was divided into crews that staffed our booth on each day of the show. The team consisted of Kevin Violette, Ken Cruse, Jim McGregor, Virgil Parvu, Jim Pozzobon, Joe Sebastianelli, David Shand, Colin VanSoelen, Jim Deuxberry, Wayne Smith, David Smith, Heather Brooks, Don Svob, and Bob White. Heather and Don anchored the booth on all three days of the show.



Holiday Decor Challenge

Submission date: Thursday, November 28, 2024

Open to all Niagara Woodworking Club members with current paid membership.

GUIDELINES:

- The project can be made of any type of wood, and multiple wood types can be incorporated into your project.
 - There is no size limit for your project, but it must be portable for presentation.
 - The project must be a **holiday-themed decoration** and made be for any holiday during the year: New Year, Valentine's Day, Mothers/Fathers Day, Canada Day, Thanksgiving/Fall, or Christmas.
 - Examples include: ornaments, wreaths, table centerpieces, candle holders, tree toppers, wall hangings, porch or lawn décor, whatever your imagination suggests.
 - Use of alternate materials is allowed (e.g., fasteners, hinges, small decorative parts) as long as the decoration is primarily made of wood.
 - Finish coatings may include paint, stain, sealants, varnish, or wax.
 - Lighting elements may be included, provided they are safe and compatible with wooden structures.
 - Members may enter a maximum of **two holiday decoration projects** for this challenge.
-

PRESENTATION:

- Bring your project to the **Thursday, November 28, 2024** meeting.
 - Display tables will be set up for all submitted projects.
 - Entrants will be numbered for voting purposes (Best Project, Runner-Up, and Honourable Mention).
 - Members will do a brief oral presentation to describe the design and build process for their project(s) prior to members voting.
-

SELECTION OF AWARD WINNERS:

- A **ranked ballot system** will be used to vote on the **Best Project, Runner-Up, and Honourable Mention**.
 - **Project Awards:** Best Project - \$50 Home Depot Gift Card; Runner-Up - \$25 Home Depot Card; Honourable Mention: \$10 Tim Hortons card. All winners will receive a certificate at the June end-of-year Appreciation Dinner.
 - Every entry earns one draw ticket for the end-of-year Participation Draw.
-

Direct any questions about the Challenge Rules to: info@niagarawoodworkingclub.com